

Operation Instructions

24-HOUR AND 7-DAY TIMER

NOTE: The Time Clock controls boiler operation. The boiler is on when the timer is on. The Blowdown Valve will open when the Timer turns the Boiler off.



PROGRAMMING

For boilers equipped with Automatic Blowdown Systems 81500 and 81600, refer to the following instructions for time clock operation and settings.

Timer settings for blowdown operation are at the discretion of the owner/operator. Please refer to the Boiler Installation, Operation and Maintenance Manual for recommended blowdown operation.

The weekly program dial shows the seven days of the week and AM/PM imprints for each day.

The timer is set by pushing the captive trippers to the outer ring position for the entire period that the boiler is to be turned ON, i.e., 2 hours to each tripper on the 7-day dial. When the tripper is pushed to the inside, the switch is in the OFF position.

SETTING TIME

**To set the current time and day of week, turn the minute hand clockwise
Do not set the time by rotating "Outer" Dial.**




Turn the minute hand clockwise until the day of the week and the time of day on the outer dial is aligned with the triangle marker on the inner dial (two o'clock).

Example for 7-day program dial Monday 10:30 AM. Turn the minute hand clockwise until Monday 10:30 AM is aligned with the triangle on the inner dial. The hour and minute hand will show exactly 10:30.

FOR MANUAL OVERRIDE

Manual override can be accomplished at the discretion of the owner/operator as follows.

3-WAY MANUAL OVERRIDE SWITCH

- I = permanent ON 
- ⊖ = automatic 
- = permanent OFF 

IMPORTANT: It is recommended that for periodic and effective blowdown, the override switch be set in the ⊖ automatic setting.