

Blowdown Timers

The time clock controls boiler operation. The boiler is on when the timer is on. The blowdown valve will open when the timer turns the boiler off. The digital timer uses buttons to set the programs on the digital display. The mechanical timer uses a 7-day program dial with a single pole/double throw switch.

CAUTION To provide for safe and low temperature blowdown and to comply with National and local plumbing and building Codes, it may be necessary to blowdown into an ASME Code blowdown separator tank, or to take other precautions to prevent damage to building drain plumbing. Consult with a licensed plumber.

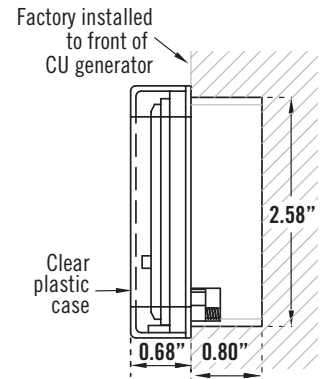
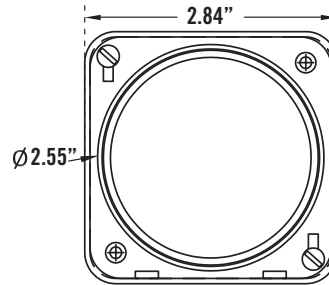
DIGITAL TIMER TECHNICAL DATA

- Supply Voltage: 125VAC, 60Hz
- Switch Type: SPDT
- Switch Rating: 15A/125VAC Resistive
- 1000W Tungsten
- ½ HP @ 125VAC
- Ambient Temperature Range: 15F to 130F
- Battery Back-Up (*holds programs up to 60 days without power*)




- Override Feature:
- 1 minute minimum boiler off time
 - UL recognized component

DIMENSIONS



MECHANICAL TIMER TECHNICAL DATA



- Supply Voltage: 120VAC, 60Hz
- Switch Type: SPDT
- Switch Rating: 21A/250VAC resistive
- 1350 watt tungsten
- 1HP @ 120VAC

- 16 FLA, 96 LRA, 120VAC ind.
- Power Consumption: 120V: 0.5VA
- Ambient Temperature Range: -40°F to 180°F

- Override Feature:
- 2 hour minimum boiler off time
 - UL recognized component

PROGRAMMING

- Timer settings for blowdown operation are at the discretion of the owner/operator.

FOR ILLUSTRATIVE PURPOSES ONLY. IMPORTANT NOTE: FOR SAFE AND TROUBLE FREE INSTALLATION visit mrsteam.com or scan the QR code before installation to download the Installation, Operation and Maintenance Manual or refer to the manual provided with the unit.



MODEL	PROJECT INFORMATION	
<input type="checkbox"/> 103662 Digital	Location:	Contractor:
<input type="checkbox"/> 103805 Mechanical	Architect:	Submitted By:
	Engineer:	Date:
Notes:		